

EAWOP 2019 - ABSTRACT SUBMISSION GUIDELINES

The first author of an abstract is considered to be the presenter of this contribution at the EAWOP congress. As first author, each person may submit a maximum of three submissions.

These can be either:

- 1. SYMPOSIUM/PRACTITIONER FORUM AND ORAL PRESENTATION** in a symposium or in a practitioner forum (if you are also the chair, co-chair or discussant of the Symposium/Forum this only counts as one submission);
- 2. ORAL PRESENTATION;**
- 3. POSTER;**
- 4. POSTER IN AN INTERACTIVE SESSION;**
- 5. PANEL DISCUSSION.**

Participation in a panel discussion, or invited contributions such as a Keynote, State of the art or Invited Symposium does not count towards the three submissions limit. Moreover, there is no restriction on the number of submissions as co-author.

Each submission must include a structured abstract.

Theory papers may not be submitted as an oral presentation except as part of a Symposium/Forum.

The Advisory Board will review all abstracts. In some cases, abstracts for oral presentations may be rejected but accepted as posters if the content is deemed more appropriate for this form.

GUIDELINES - SYMPOSIUM/PRACTITIONER FORUM

A Symposium/Forum is a multi-presenter session, and should be one of:

- (a) Scientific Symposium
- (b) Practitioner Forum
- (c) Scientist-Practitioner Collaborative Forum

A Symposium/Forum provides reports of empirical research, innovative practice, and/or theoretical advances. A Symposium/Forum has a chairperson and four to six presentations, which may include a discussant. The person(s) submitting the symposium proposal is (are) the symposium chair(s).

He/she/they should submit a file with an integrated summary of the Symposium and abstracts of the Symposium's presentations, specifying title, authors' name and affiliation for each presentation.

Symposium/Forum chairs are encouraged to strive for international diversity amongst the different abstracts. A Symposium/Forum must have participants from at least two different countries and/or from academics and practitioners. A Symposium/Forum will be 60 to 90 min long (depending on the number of presenters and the decision of the program committee). Sufficient time should be allotted for audience participation.

Formal Submission Requirements

Max. 250-word structured abstract of the overall Symposium/Forum (integrated summary) plus max. 250-word structured abstract for each presentation.

Font type: Calibri. Font size: 12 pt. Word document (.doc/.docx).

Abstracts of the overall Symposium/Forum are structured:

- ✓ Title and name of the proponent (s) of the Symposium
- ✓ State of the Art
- ✓ New Perspectives/Contributions
- ✓ Research/Practical Implications

Abstracts of an empirical oral presentation in a Symposium/Forum are structured:

- ✓ Title, name and affiliation of the authors
- ✓ Purpose
- ✓ Design/Methodology/Approach/Intervention
- ✓ Results
- ✓ Limitations
- ✓ Research/Practical Implications
- ✓ Originality/Value

Abstracts of theoretical oral presentation in a Symposium/Forum are structured:

- ✓ Title, name and affiliation of the authors
- ✓ State of the Art
- ✓ New Perspectives/Contributions
- ✓ Research/Practical Implications
- ✓ Originality/Value

Examples of submissions

- A collection of presentations discussing empirical work or a combination of empirical and theoretical work about a common topic or research question.
- A collection of presentations discussing actual or potential work implementing WOP techniques or addressing WOP issues in organizations. These might include discussing new challenges in the work environment and innovative solutions to these challenges using the principles of WOP psychology.
- A collection of presentations focusing on a single collaboration or on multiple collaborative efforts between academics and practitioners. The focus could be on the issues related to conducting such collaborations or the results of such collaborations.

GUIDELINES - ORAL PRESENTATION

An oral presentation should be one of:

- (a) Scientific presentation
- (b) Practitioner presentation
- (c) Scientist-Practitioner presentation

Oral presentations present innovative research or practice projects. Presentation time is 15 minutes per contribution including time for questions and discussion. Individual oral presentations will be grouped by the program committee into coherent sessions. One or two participants will be asked to moderate the session.

Formal Submission Requirements

Max. 250-word structured abstract.

Font type: Calibri. Font size: 12 pt. Word document (.doc/.docx):

- ✓ Purpose
- ✓ Design/Methodology /Approach/Intervention
- ✓ Results
- ✓ Limitations
- ✓ Research/Practical Implications
- ✓ Originality/Value

GUIDELINES - POSTER

A poster should be:

- (a) Scientific Poster
- (b) Practitioner Poster
- (c) Scientist-Practitioner Poster

Posters are short research or innovative practice printed presentations displayed on large boards (**100 x 70 centimeters; portrait format**). Individual posters will be clustered in poster sessions by the Program Committee. Poster sessions will be 45 or 60 minutes long. At each poster session, many authors simultaneously present their posters and the audience circulates and stops to discuss posters of particular interest with the authors. Presenters of the posters are kindly asked to bring handouts of their poster to the session for interested visitors.

In addition, posters accepted for the Interactive Poster Sessions will be arranged by the program committee in sessions with a common theme. An Interactive Poster Session is a dynamic forum among presenters, a facilitator, and the audience, intended to encourage discussion and sharing of multiple perspectives. Each Interactive Poster Session features 6-8 posters on a common theme. In the beginning of the Interactive Poster Session, each presenter introduces her/his poster with a brief statement about objectives and results (approx. 3 minutes each).

This round robin intro is led by a facilitator.

A brief informal discussion (questions, comments, etc.) follows this introduction. The second part of the Interactive Poster Session is similar to traditional poster sessions, with audience members visiting posters and interacting with the presenters. Interactive Poster Sessions will have the same overall time length as regular poster sessions (i.e., 45 or 60 minutes).

Formal Submission Requirements

Max. 250-word structured abstract

Font type: Calibri. Font size: 12 pt. Word document (.doc/.docx):

- ✓ Purpose
- ✓ Design/Methodology/Approach/Intervention
- ✓ Results
- ✓ Limitations
- ✓ Research/Practical Implications
- ✓ Originality/Value

GUIDELINES – PANEL DISCUSSION

Panel Discussion (2-5 panelists plus facilitator)

Panel discussion sessions include up to 5 panelists and one facilitator, discussing a controversial topic from different perspectives. Discussion time will be between 45 and 75 minutes, followed by 15 minutes open discussion with the audience.

Formal Submission Requirements

Max. 250-word extended structured abstract.

Font type: Calibri. Font size: 12 pt. Word document (.doc/.docx):

- ✓ Purpose
- ✓ Controversial Perspectives
- ✓ Implications for Research/Practice
- ✓ Expected Audience: < 30 persons, 30-60 persons, > 60 persons
- ✓ Name of the Panelists (Surname, Name, Affiliation)

INSTRUCTION FOR SUBMITTING THE ABSTRACT

In order to submit your abstract, please click on the following link to indicate the type of abstract you will submit. The screenshots below show the questions you will be asked. Please ensure you use the same email address throughout the submission process.

https://it.surveymonkey.com/r/EAWOP2019_ABSTRACT

Step1 – TYPE OF WORK



ABSTRACT SUBMISSION - EAWOP 2019 Turin, Italy 29th May -1st June

ABSTRACT SUBMISSION

Please ensure you always use the same email address throughout the submission and registration process.

You will be asked to reenter your email address in step 2 of the submission.

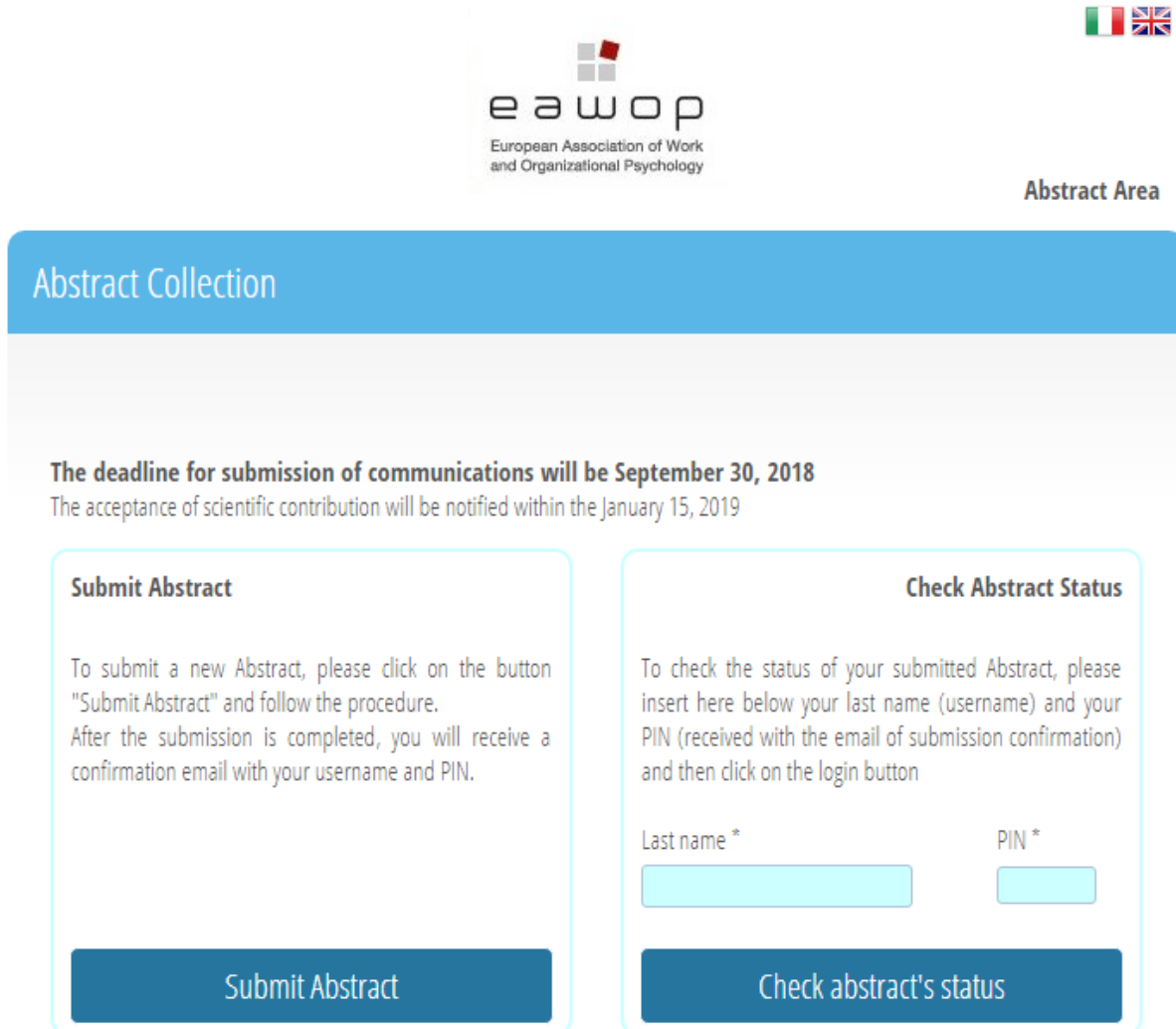
- * E-mail address
- * Abstract Title
- * Indicate the type of submission you wish to make (one only)
- SYMPOSIUM/FORUM AND ORAL PRESENTATIONS IN SYMPOSIUM/FORUM
 - ORAL PRESENTATION
 - POSTER
 - POSTER IN INTERACTIVE SESSIONS
 - PANEL DISCUSSION






Once you have made your selection, complete the survey.

Step 2- SUBMISSION

A) Click on the button "Submit Abstract".



The screenshot shows the 'Abstract Area' of the eawop website. At the top right, there are flags for Italy and the United Kingdom. The main header is 'Abstract Area'. Below it is a blue bar with the text 'Abstract Collection'. A prominent message states: 'The deadline for submission of communications will be September 30, 2018' and 'The acceptance of scientific contribution will be notified within the January 15, 2019'. There are two main sections: 'Submit Abstract' and 'Check Abstract Status'. The 'Submit Abstract' section contains instructions and a 'Submit Abstract' button. The 'Check Abstract Status' section contains instructions, input fields for 'Last name *' and 'PIN *', and a 'Check abstract's status' button.

Abstract Area

Abstract Collection

The deadline for submission of communications will be September 30, 2018
The acceptance of scientific contribution will be notified within the January 15, 2019

Submit Abstract

To submit a new Abstract, please click on the button "Submit Abstract" and follow the procedure.
After the submission is completed, you will receive a confirmation email with your username and PIN.

Submit Abstract

Check Abstract Status

To check the status of your submitted Abstract, please insert here below your last name (username) and your PIN (received with the email of submission confirmation) and then click on the login button

Last name * PIN *

Check abstract's status

- B) Please enter the details of your submission on this page. Click the “+” key in each section to enter the required information. When you have finished completing all the sections, click “save” at the bottom of the page. If you do not do this, your data will be lost:

✓ Authors

- Authors as they appear in the abstract

Author 1

[Click here to use the same of Abstract Submitter](#)

Presenting author

First Name *

Family Name *

City

Country *

Email *

Affiliation

Organization *

Department

City *

Country *

[Add an Author](#)

- ✓ Format, Topic and Title of the Abstract (for Symposium insert the title of the Symposium).

+ Format, Topic and Title of the Abstract

Presentation Type *

Poster ▼

Topic *

02.2 Performance and Organizational Citizenship Behaviour ▼

Title *

Designing jobs to inspire people to work for the greater good

- ✓ Attached file

Upload the file with your abstract.

Please note the system only accepts .doc and .docx files

+ Attached file

Please, select the file to upload.

Attachment

Choose file Nessun file selezionato

Upload

- C) When you have completed all the sections and uploaded your abstract, click "SAVE" to submit your abstract. If you do not click the save button your information will not be saved.
- D) After you complete your submission by clicking save you will receive an email with your PIN number. You can use your PIN number to check the status of the submission. You will also be able to make changes until the submission deadline.

WARNING: Your data will not be submitted until you click "SAVE" at the bottom of the page.

CONFIRMATION OF ABSTRACT SUBMISSION

19TH EAWOP CONGRESS: Working for the greater good. Inspiring people, designing jobs and leading organizations, May 29 - June 01, 2019, Turin - Italy

Congratulations! Submission of the abstract entitled
"Designing jobs to inspire people to work for the greater good"
has been successfully completed.

The login details below will allow you to check the status of the abstract.
You can also make changes prior to the submission deadline.
click

[http://registration.ccicongress.com/cmsweb/abs_login.asp?
iCurPage=1&IDEvento=1347](http://registration.ccicongress.com/cmsweb/abs_login.asp?iCurPage=1&IDEvento=1347)

to go to login page

Last Name: dettorre
PIN: 12372826

Step 3 – CHECK YOUR ABSTRACT STATUS

So, go to the following link:

http://registration.ccicongress.com/cmsweb/ABS_Login.asp?IDcommessa=C002/19&Lang=EN

And click on "Check abstract status".